



Bollinger Hills
Homeowners Association
P.O. Box 449
San Ramon, CA 94583

PRSR STD
US POSTAGE PAID
SAN RAMON, CA
PERMIT NO. 169

Bollinger Hills Homeowners Association
Post Office Box 449
San Ramon, California 94583
www.bollingerhills.org

Volume 6 - Issue 1
February 2011

Bollinger Hills

Neighborhood News

Printing provided by...



Drew Kocir
Owner

Phone: 925.856.8355 • Fax: 925.277.8504
Email: mmjpsanramon@aol.com
2200-B Camino Ramon, San Ramon, CA 94583
www.sanramon.minutemanpress.com

or Current Resident

How to Contact Us...

Mailing Address: P.O. Box 449, San Ramon, CA 94583
www.bollingerhills.com

Directors, Officers & Committee Chairpersons

President
Victor Petersen
828-5664
victorpetersen@sbcglobal.net

Vice President
John Youngblood
830-1872
aqcs@comcast.net

Director
Janet Miller
829-3410

Director
Bill Rivera
829-5036

Director
Ron Kalich
829-3244

Treasurer
Terry Cunningham
355-1309

Recording Secretary
Leslie Lumpkin

CC&R's
Terry Cunningham
875-9046
ccr@bollingerhills.org

Architecture
Marv Miller
415-0847
arc@bollingerhills.org

Cabana Rental
Marlo Fregulia
556-0747
rmjfregulia@comcast.net

Cabana Maintenance
Rob Rovai
594-1945

Pool Committee
Victor Petersen
828-5664
victorpetersen@sbcglobal.net

Landscaping Committee
Susan Friedman
806-0643

Pool/Park Keys
Marlo Fregulia
556-0747
rmjfregulia@comcast.net

Newsletter Editor
Renee Rovai
rrovai@netscape.net

THIS ISSUE

- Lighting Contest Winners! 2
- Landscape Corner 3
- New Uses for Old Things ..4-5
- Bulletin Board..... 6
- Contact Us..... 8

● **...and the results are in for the annual 2010 BHHOA HOLIDAY LIGHTS CONTEST!**

● Once again, another impressive showing of Bollinger Hills Neighborhood Holiday Spirit! Despite these tough economic times, our Residents are still showing an incredible amount of enthusiasm and neighborhood pride. Thank you to everyone who took the time to decorate their homes this holiday season.

● Your holiday lights made the neighborhood a pleasure to drive through!

● See inside for more...



Next Board Meeting

February 9, 2011 @ 7:30pm
Bollinger Hills Cabana
Future Meetings Held
7:30pm 2nd Wed/Month
All homeowners welcome!
(check www.bollingerhills.org for any date changes)

Lighting Contest Winners!

Continued from Page 1

By The BHHOA Board



**Bollinger Hills Annual
Holiday Lighting Contest** **WINNERS!**
(cont'd from Page 1)

Christmas Light Judging took place the evening of Friday Dec. 17th

2010 Winners

2446 Wildhorse Drive	"Hark the Harold Angels Sing"
2447 Paddock Drive	"Snoopy"
2690 Derby Drive	"Noel"
61 Mesquite Lane	"Candy Cane Lane"
50 Sage Circle	"101 Dalmatians"
26 Semole Court	"Colorful Christmas"
2994 Morgan Drive	"Up on the Roof Top"

2010 Honorable Mentions

22 Gait Court	"Elegant Garland"
69 Sage Circle	"White Light Lane"
100 Arapaho Circle	"Tipsy Santa and Snowman"
22 & 23 Semole Court	"Joint Effort, the Holiday Tight Rope"

The end of the year will be here before you know it which means... mark your calendars with our 2011 Holiday Lighting Contest judging night... Friday December 17th. We'll be including reminders in future Bollinger Hills Neighborhood News mailings. As always we'll load the Suburban with Judges and holiday cheer and make the rounds. If you have any questions, please contact Victor Petersen at victorpetersen@sbcglobal.net.

Happy New Year Bollinger Hills!



www.bollingerhills.org

Check it out!

Go Green

If you would like to see your Bollinger Hills Neighborhood News in your 'email box' instead of your U.S. Mail box, let us know!

info@bollingerhills.org

February 2011 Issue - Page 2



Get Ready for Spring Cleaning



Last year's sale was so successful, we're doing it again!!

Have stuff you want to get rid of? Want to make a little cash? Set up your **Own Yard Sale** for:

The Bollinger Hills Neighborhood Yard Sale
Saturday, April 30, 2011
8:00 a.m. – 1:00 p.m.

Rain or Shine!!!

Hosted by your neighbor, Janice Colby,
Keller Williams Realty.
Free for Bollinger Hills Residents!

Ads will be placed in the newspaper and on the Internet.
Keep watching the **Bollinger Hills website** for updates.


Balloons and directional signs will be placed at the entrances to the neighborhood and at key intersections in the neighborhood.

Tax Deductions!!!! A non-profit agency will be picking up any unsold items you wish to donate. You will receive a donation receipt for tax purposes.

RSVP to Janice by **April 21st**
at janicecolby@comcast.net or call 925-989-9293.

Each **registered** participant gets:

- Balloons to highlight their sale.
- A garage sale packet filled with sales goodies.
- Placement on the event map given out at each Bollinger Hills entrance.
- Included in the pickup schedule for unsold items.




JANICE COLBY
GRI, e-Pro, SRES, CDPE
Keller Williams Realty
925-855-6444
DRE License # 01270034



advertisement

February 2011 Issue - Page 7



Macaroni and Cheese With Cauliflower

Serves 6 | Hands-On Time: 15m | Total Time: 40m

Ingredients

- 12 ounces multigrain elbow macaroni
- 1 head cauliflower, roughly chopped
- 4 slices multigrain bread, torn
- 1/2 cup fresh flat-leaf parsley, chopped
- 3 tablespoons olive oil
- kosher salt and black pepper
- 1 onion, finely chopped
- 1 1/2 cups grated extra-sharp Cheddar (6 ounces)
- 1 1/2 cups reduced-fat sour cream
- 1/2 cup 1 percent milk
- 1 tablespoon Dijon mustard

Directions

Heat oven to 400° F. Cook the pasta according to the package directions, adding the cauliflower during the last 3 minutes of cooking time; drain. Meanwhile, pulse the bread in a food processor until coarse crumbs form. Add the parsley, 2 tablespoons of the oil, and 1/4 teaspoon each salt and pepper; pulse to combine. Return the pasta pot to medium heat and add the remaining tablespoon of oil. Add the onion, 3/4 teaspoon salt, and 1/2 teaspoon pepper and cook, stirring occasionally, until soft, 3 to 5 minutes. Mix in the pasta and cauliflower and the cheese, sour cream, milk, and mustard. Transfer to a shallow 3-quart baking dish, sprinkle with the bread crumbs, and bake until golden brown, 12 to 15 minutes. ENJOY!

February 2011 Issue - Page 6

Neighborhood Bulletin Board

Purrrfect Petsitting

by Mason & Shayna

- Dogs, cats, birds & more!*
- Dog walking & playing*
- Pet feeding*
- Plant watering & taking out trash*
- Retrieve mail & newspapers*



Complimentary ads available for "kids' businesses" (babysitting, dog walking, lemonade stand, etc.)
Contact Renee Rovai for details
rrovai@netscape.net

GET YOUR TAXES DONE...

Without Leaving Bollinger Hills!



MADDEN TAX SERVICE

Dan Madden, MBA, EA

Enrolled Agent

925-785-3389

Dan@maddentaxservice.com

Free Pickup and Delivery For Bollinger Hills Residents

Landscape Corner

By Susan Friedman,
BHHOA Landscape Chairman and
owner of Susan Friedman Landscape Architect

JANUARY GARDEN TIPS

Happy New Year! Have you noticed our gardens have been shivering more than usual lately? It has been an exceptionally cold 2010-2011 Winter but Spring will be here before you know it. Here are a few garden activities we can do now to prepare our yards for a healthy growing season ahead...

Weed!

After rain, pulling weeds is easier when the ground is damp.

Clean up!

Removing fallen fruit, branches and larger leaves eliminates potential plant diseases and pests while allowing soils to wake up sooner.

Prune!

Prune deciduous shrubs and trees by removing broken and crossing branches. This helps emphasize the individual character of each plant. Avoid pruning spring flowering trees and shrubs until after they bloom. Wait to prune lime and all citrus trees until after danger of frost which is generally around March 15.

Lawn care!

Fertilize your lawn with a cool season lawn fertilizer to promote health and prevent disease. Re-seed bare lawn patches when the weather is consistently warm.

Irrigation

When re-starting your irrigation system this season carefully check all your irrigation heads and valves and check pipes for possible leaks. Frozen components expand and are more prone to breakage due to the extra cold winter we've had.

Shop for vegetable seeds!

Imagine your bountiful garden and the taste of homegrown tomatoes and start ordering seeds for your garden now.


Plan ahead!

It's not too early to plan your spring and summer projects. Whether its new plants, patios spaces, lighting and more, write down and plan your 2011 gardening projects.

MOST IMPORTANTLY... Have fun in your garden!

Its great exercise, great for relieving stress and a great way to get to know your plants!

Feel free to contact Susan with any questions, concerns or landscape architectural needs...

 (925) 806-0643

February 2011 Issue - Page 3

All-Time Favorite New Uses for Old Things

Some of our smartest ways to rethink common items

(an excerpt from Real Simple's 50 All-Time Favorite New Uses for Old Things)

For more info, visit <http://www.realsimple.com/home-organizing/new-uses-for-old-things/favorite-new-uses-0000000019718/index.html>)

TWISTER TABLECLOTH

Protect the dinner table during a kid's party, so right-hand-red Kool-Aid spills and left-hand-blueberry pie blobs don't become permanent features.



DRINK MARKER

Decorate (and distinguish) wine or water glasses at your next get-together with removable window decals.



COASTER

Pick up interesting cardboard coasters at restaurants and bars you visit along your travels. Punch a hole near the edge, thread some ribbon through, and voilà: homemade gift tag.



CASSETTE CASE

Have an old cassette case hanging around? (Oh, you know you do.) Coil iPod earphones and tuck them in to keep wires uncrossed.



ICE

At a party, stash ice in a colander set on top of a bucket or a bowl. Water will drain out, and guests will get only the solid stuff.



CHALK

Tie up a few pieces in cheesecloth and store them with your good silver to slow any tarnishing.



RUBBER BANDS

Use Rubber Bands to Keep Clothes on the Hanger



TISSUE BOX

Forget unruly plastic bags that seemingly regenerate under your sink. An empty tissue box keeps them neatly corralled and ready for use.

